

Minimum Order Fee Extension User Manual



Magento 2 Minimum Order Fee by MageComp allows you to charge small order fee for the purchase that is below set minimum order amount.

Table of Content

1. [Extension Installation Guide](#)
2. [Configuration](#)
3. [Minimum Order Fee in Frontend](#)
4. [Minimum Order Fee in Backend](#)
5. [Minimum Order Fee in PayPal Express Checkout Summary](#)
6. [Deactivation of Extension in Case of Emergency](#)
7. [FAQs](#)

1. Extension Installation Guide

- Go to My downloadable products. The file that you download normally is a zip file.
- Use FTP client (such as Filezilla, WinSCP, cuteFtp) to upload or copy all folders in the zip package to your Magento site root folder. This will not overwrite any existing files, just add new files to the folder structure.
- Open Command line in folder root of Magento and run following command respectively:
 - php bin/magento setup:upgrade
 - php bin/magento setup:static-content:deploy
 - php bin/magento indexer:reindex
 - php bin/magento cache:flush
- Navigate to Stores/Configuration, if you can see the extension tab, it is installed properly.
- If you need professional help regarding [Magento Extension Installation](#), Feel free to contact us any time.







2. Configuration

Once you have successfully installed the extension, go to **Stores → Configuration** to configure the extension for use. Here you can find various settings for the extension.

- **Order Fee:** Enable or disable extension from here.
- **Refund Order Fee:** Option to refund minimum order on order cancellation.
- **Minimum Order Amount:** Enter minimum order value to charge customers with minimum order fee if order total is below this specified amount.
- **Minimum Order Fee:** Enter minimum order fee to charge your customer if order value is bellowed than specified minimum order amount.
- **Minimum Order Fee Title:** Set title to display small order fee in frontend.
- **Apply Group Filter:** Select YES to enable minimum order fee for specific customer groups.

Configuration


[Save Config](#)

Minimum Order Fee	Order Fee <small>[store view]</small>	Enable		Enable extension from here
	Refund Order Fee <small>[store view]</small>	Yes		Option to refund minimum order fee on cancellation
	Minimum Order Amount <small>[store view]</small>	100		Specify minimum order amount for order
		<small>The extension will charge minimum order fee, if order amount below then this amount.</small>		
	Minimum Order Fee <small>[store view]</small>	10		Option to charge minimum order fee if order amount is bellowed set order value
		<small>This order fee will be added to order total.</small>		
	Frontend Title <small>[store view]</small>	Minimum Order Fee		Enter minimum order fee title
	Apply Group Filter <small>[store view]</small>	No		Select YES to enable minimum order fee for specific customer groups

3. Minimum Order Fee in Frontend

Once you finish settings, when people add products to cart with lesser minimum amount, they get charged with minimum order fee.

Shopping Cart
Minimum order fee applied on order

Item	Price	Qty	Subtotal
 Minimum Order Fee Simple 2	\$50.00	1	\$50.00

[Move to Wishlist](#)
[Update Shopping Cart](#)

Summary

Estimate Shipping and Tax ▼


Subtotal	\$50.00
Shipping (Flat Rate - Fixed)	\$5.00
Minimum Order Fee	\$10.00
Order Total	\$65.00

Proceed to Checkout

4. Minimum Order Fee in PayPal Express Checkout Summary:

Once you have configured the extension, whenever any customer selects PayPal Express Checkout from the frontend, he or she will be redirected to PayPal Hosted page where they can also see minimum order fee in order view summary.

MageComp
Minimum Order Fee in Paypal Express Checkout Summary


🛒 \$ 40.00 USD ^

MageComp ✕

Minimum Order Fee Simple \$ 20.00 USD

Item price: \$ 10.00 USD

Quantity: 2


[Less](#)

orderfee \$ 10.00 USD

Item total \$ 30.00 USD

Shipping \$ 10.00 USD

Total \$ 40.00 USD



PayPal is the safer, faster way to pay

No matter where you shop, we help keep your financial information more secure.

5. Minimum Order Fee in Backend

Once customer places order with minimum order fee applied, it can be seen in backend under order view.

#000000024 Minimum order fee in order view in backend [← Back](#) [Invoice](#) [Ship](#)

Items Ordered

Product	Item Status	Original Price	Price	Qty	Subtotal	Tax Amount	Tax Percent	Discount Amount	Row Total
Minimum Order Fee Simple 2 SKU: Minimum Order Fee Simple-2	Ordered	\$50.00	\$50.00	Ordered 1	\$50.00	\$0.00	0%	\$0.00	\$50.00

Order Total

Notes for this Order

Order Totals

Subtotal	\$50.00
Shipping & Handling	\$5.00
Minimum Order Fee	\$10.00
Grand Total	\$65.00
Total Paid	\$0.00
Total Refunded	\$0.00
Total Due	\$65.00

6. Deactivation of Extension in Case of Emergency

Go to `app` → `etc` → `config.php` and find `'Magecomp_Orderfee'` => `1`, and replace `1` with `0`.

If something goes wrong, please contact us at <https://magecomp.com/support/>

7. FAQs

- **What if I get “Access denied” error after installation of the extension?**

Whenever you get Access denied error while clicking on the extension tab after installation, log out admin panel and re-login.

Thank You!

Take a look at our other feature rich extensions:



Magento 2 Payment Fee extension allows store owners to charge their customers for selecting a specific payment method to complete their product purchase from all available payment methods.

[Know More...](#)



Magento 2 Surcharge helps charging customers' orders with additional fees or charges like small order fee, group surcharge, country & region fee and product surcharge.

[Know More...](#)

[VISIT OUR
MAGENTO STORE](#)